


This page is for Focus 1 enclosure.

## Focus 1 Enclosure Replacement Parts




(6)  
Top Cover  
PN: 2400-5031

(7)  
Potentiometer  
PN: 3533-0502




(8)  
Power Block  
PN: 3720-004



(9)  
Bottom Cover  
PN: 2400-5032

(10)  
Main Control Board  
PN: 2400-4000



(5)  
"START/STOP" Switch, Toggle  
PN: 3550-005

(4)  
"Forward/Reverse" Switch  
PN: 3550-003


(3)  
"ON/OFF" Switch, Toggle  
PN: 3550-004

Fuse  
PN: 3705-032





This page is for Focus 1 Chassis.

## Focus 1 Chassis Replacement Parts



(12)  
Main Control Board  
PN: 2400-4101



(8)  
Power Block  
PN: 3720-004

To order parts please continue to the next page.  
Click on the link for other Control Techniques [Drive Replacement Parts](#)

To Order Please Call 714- 956- 0480 x120  
Focus 1

Item number *	Part Number	Part Description	Quantity
1	3549-002	Knob for Potentiometer	
2	2400-5033	Cover Label	
3	3550-004	"ON/OFF" Switch, Toggle	
4	3550-003	"Forward/Reverse" Switch, Toggle	
5	3550-005	"START/STOP" Switch, Toggle	
6	2400-5031	Top Cover	
7	3533-0502	Potentiometer	
8	3720-004	Power Block	
9	2400-5032	Bottom Cover	
10	2400-4000	Main Control Board	
11	3705-032	Fuse	
12	2400-4101	Main Control Board	

To Order Please Call 714- 956- 0480 x120

# SABINA